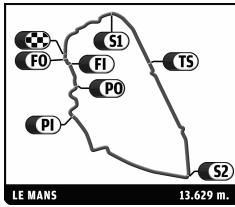




24 HEURES DU MANS 2011



24 HEURES DU MANS ILMC Race Provisional Classification

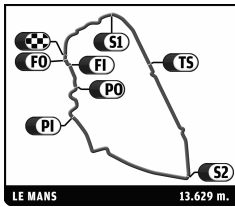
Nr.	Team	Drivers	Car	Class	Ty	Laps	Total Time	Gap	Best Lap			
									Lap	Time	Kph	
1	2 Audi Sport Team Joest	Fassler / Lotterer / Tréluyer	Audi R18 TDI	LM P1	M	355	24:02:21.525		229	3:25.289	239.0	
2	9 Team Peugeot Total	Lamy / Bourdais / Pagnaud	Peugeot 908	LM P1	M	355	24:02:35.379	13.854	13.854	227	3:26.298	237.8
3	8 Peugeot Sport Total	Montagny / Sarrazin / Minassian	Peugeot 908	LM P1	M	353	24:03:24.956	2 Laps	2 Laps	247	3:27.790	236.1
4	7 Peugeot Sport Total	Gene / Wurz / Davidson	Peugeot 908	LM P1	M	351	24:03:06.661	4 Laps	2 Laps	188	3:27.713	236.2
5	10 Team Oreca Matmut	Lapierre / Duval / Panis	Peugeot 908 HDI-FAP	LM P1	M	339	24:04:09.307	16 Laps	12 Laps	215	3:29.443	234.3
6	12 Rebellion Racing	Jani / Prost / Bleekemolen	Lola B 10/60 Coupe-Toyota	LM P1	M	338	24:04:19.858	17 Laps	1 Laps	224	3:36.495	226.6
7	22 Kronos Racing	Idax / Martin / Leinders	Lola Aston Martin	LM P1	M	328	24:05:29.523	27 Laps	10 Laps	30	3:39.803	223.2
8	41 Greaves Motorsport	Ojijeh / Lombard / Kimber-Smith	Zytek Nissan	LM P2	D	326	24:02:37.056	29 Laps	2 Laps	217	3:43.883	219.2
9	26 Signatech Nissan	Mailleux / Ordoñez / Ayari	Oreca 03-Nissan	LM P2	D	320	24:04:56.753	35 Laps	6 Laps	79	3:42.625	220.4
10	33 Level 5 Motorsports	Tucker / Bouchut / Barbosa	Lola Coupe-Honda Performance Development	LM P2	M	319	24:04:36.506	36 Laps	1 Laps	236	3:46.809	216.3
11	73 Corvette Racing	Garcia / Milner / Beretta	Chevrolet Corvette C6 ZR1	LM GTE Pro	M	314	24:02:52.851	41 Laps	5 Laps	200	4:00.553	204.0
12	36 RML	Erdos / Newton / Collins	Honda Performance Development Aca 01 D	LM P2	D	314	24:04:11.010	41 Laps	1:18.159	249	3:45.622	217.5
13	51 AF Corse Srl	Fisichella / Bruni / Vilander	Ferrari 458 Italia	LM GTE Pro	M	314	24:05:22.386	41 Laps	1:11.376	167	3:59.415	204.9
14	49 Oak Racing	Nakano / De Crem / Charouz	Oak Pescarolo-BMW	LM P2	D	313	24:04:08.003	42 Laps	1 Laps	271	3:45.057	218.0
15	56 BMW Motorsport	Priaubx / Muller / Hand	BMW M3 GT	LM GTE Pro	D	313	24:05:23.885	42 Laps	1:15.882	241	3:58.876	205.4
16	77 Team Felbermayr-Proton	Lieb / Lietz / Henzler	Porsche 911 RSR (997)	LM GTE Pro	M	312	24:04:41.045	43 Laps	1 Laps	203	4:00.221	204.2
17	76 Imsa Performance Matmut	Pilet / Narac / Armindo	Porsche 911 RSR (997)	LM GTE Pro	M	311	24:04:47.725	44 Laps	1 Laps	199	4:00.952	203.6
18	80 Flying Lizard Motorsports	Bergmeister / Long / Luhr	Porsche 911 RSR (997)	LM GTE Pro	M	310	24:03:07.393	45 Laps	1 Laps	264	4:01.585	203.1
19	40 Race Performance	Frey / Meichtry / Rostan	Oreca 03-Judd BMW	LM P2	D	304	24:02:29.964	51 Laps	6 Laps	227	3:44.546	218.5
20	50 Larbre Competition	Bornhauser / Canal / Gardel	Chevrolet Corvette C6 ZR1	LM GTE Am	M	302	24:02:24.244	53 Laps	2 Laps	185	4:06.478	199.1
21	70 Larbre Competition	Bouret / Gibon / Belloc	Porsche 911 RSR (997)	LM GTE Am	M	301	24:04:47.759	54 Laps	1 Laps	10	4:04.546	200.6
22	65 Lotus Jetalliance	Rossiter / Mawlem / Hirschi	Lotus Evora	LM GTE Pro	M	295	24:03:05.948	60 Laps	6 Laps	189	4:07.958	197.9
23	75 Prospeed Competition	Goossens / Holzer / Van Lagen	Porsche 911 RSR (997)	LM GTE Pro	M	293	24:03:02.576	62 Laps	2 Laps	198	4:00.980	203.6
24	66 JMW Motorsport	Bell / Sugden / Maassen	Ferrari 458 Italia	LM GTE Pro	D	290	24:02:42.307	65 Laps	3 Laps	27	4:01.480	203.2
25	35 Oak Racing	Barlesi / Da Rocha / Lafargue	Oak Pescarolo-Judd BMW	LM P2	D	288	24:03:47.747	67 Laps	2 Laps	52	3:50.658	212.7
26	68 Robertson Racing LLC	Robertson / Robertson / Murry	Ford GT-Doran	LM GTE Am	M	285	24:05:56.706	70 Laps	3 Laps	206	4:07.417	198.3
27	83 JMB Racing	Rodrigues / Menahem / Marroc	Ferrari F430	LM GTE Am	M	272	24:02:52.714	83 Laps	13 Laps	27	4:05.762	199.6
<i>Not classified</i>												
44	Extreme Limite AM Paris	Rosier / Haezebrouck / De Fournoux	Norma M200P-Judd BMW	LM P2	D	247	24:04:48.656			78	3:55.254	208.6
<i>Retired</i>												
16	Pescarolo Team	Collard / Tinsaeu / Jousse	Pescarolo Judd	LM P1	M	305	21:43:59.484			288	3:34.472	228.8
55	BMW Motorsport	Farfus / Muller / Werner	BMW M3 GT	LM GTE Pro	D	276	21:34:16.710			206	3:59.708	204.7
74	Corvette Racing	Gavin / Magnussen / Westbrook	Chevrolet Corvette C6 ZR1	LM GTE Pro	M	211	16:31:34.740			206	3:59.815	204.6
81	Flying Lizard Motorsports	Neiman / Law / Pumpelly	Porsche 911 RSR (997)	LM GTE Am	M	211	17:17:12.678			7	4:05.411	199.9
48	Team Oreca Matmut	Premat / Hallyday / Kraihamer	Oreca 03-Nissan	LM P2	M	200	15:06:59.096			165	3:41.536	221.5
63	Proton Competition	Ried / Felbermayr Jr. / Felbermayr	Porsche 911 RSR (997)	LM GTE Am	M	199	16:31:19.331			193	4:03.613	201.4
13	Rebellion Racing	Belicchi / Boullion / Smith	Lola B 10/60 Coupe-Toyota	LM P1	M	190	13:53:10.667			3	3:37.102	226.0
61	AF Corse SRL	Perazzini / Cioci / Breslin	Ferrari F430	LM GTE Am	M	188	15:22:50.296			60	4:04.288	200.8
59	Luxury Racing	Ortelli / Makowiecki / Melo	Ferrari 458 Italia	LM GTE Pro	M	183	14:59:51.860			129	4:00.788	203.8
71	AF Corse	Kauffman / Waltrip / Aguas	Ferrari 458 Italia	LM GTE Pro	M	178	15:54:45.044			94	4:03.057	201.9
88	Team Felbermayr-Proton	Miller / Tandy / Al-Faisal	Porsche 911 RSR (997)	LM GTE Pro	M	169	15:33:47.875			11	4:02.299	202.5
42	Strakka Racing	Leventis / Watts / Kane	Honda Performance Development Aca 01 D	LM P2	M	144	11:15:47.171			136	3:44.820	218.2
60	Gulf AMR Middle East	Giroix / Goethe / Wainwright	Aston Martin Vantage	LM GTE Am	D	141	12:33:55.601			24	4:04.755	200.5
39	Pecom Racing	Perez-Companc / Russo / Kaffer	Lola B11/40-Judd Bmw	LM P2	M	139	10:55:48.358			82	3:45.283	217.8
89	Hankook-Team Farnbacher	Farnbacher / Simonsen / Keen	Ferrari 458 Italia	LM GTE Pro	H	137	13:21:07.508			28	4:01.390	203.3
58	Luxury Racing	Beltoise / Jakubowski / Thiriet	Ferrari 458 Italia	LM GTE Pro	M	136	15:00:19.266			11	4:02.357	202.4
64	Lotus Jetalliance	Slingerland / Rich / Hartshorne	Lotus Evora	LM GTE Pro	M	126	12:29:52.650			61	4:19.377	189.2
57	Krohn Racing	Krohn / Jonsson / Rugolo	Ferrari F430	LM GTE Am	D	123	10:22:41.569			97	4:05.181	200.1
24	Oak Racing	Nicolet / Hein / Yvon	Oak Pescarolo-Judd	LM P1	D	119	9:07:45.055			79	3:45.127	217.9
1	Audi Sport Team Joest	Bernhard / Dumas / Rockenfeller	Audi R18 TDI	LM P1	M	116	7:37:45.596			3	3:28.389	235.4
5	Hope Racing	Zacchia / Lammers / Elgaard	Oreca Swiss Hy Tech-Hybrid	LM P1	M	115	13:44:09.589			40	3:50.255	213.1
62	CRS Racing	Ehret / Lynn / Wills	Ferrari F430	LM GTE Am	M	84	6:39:21.429			77	4:08.998	197.0
15	Oak Racing	Monteiro / Moreau / Ragues	Oak Pescarolo-Judd	LM P1	D	80	11:03:19.563			48	3:38.674	224.4
79	Jota	Dolan / Hancock / Buncombe	Aston Martin Vantage	LM GTE Pro	D	74	5:56:59.061			29	4:02.871	202.0
20	Quifel-Asm Team	Amaral / Pla / Hughes	Zytek 09 SC	LM P1	D	48	3:36:46.607			2	3:40.191	222.8
3	Audi Sport North America	Capello / Kristensen / McNish	Audi R18 TDI	LM P1	M	14	50:17.657			3	3:28.462	235.4
007	Aston Martin Racing	Klien / Mucke / Turner	Aston Martin AMR-One	LM P1	M	4	3:12:39.346			2	3:48.099	215.1
009	Aston Martin Racing	Fernandez / Meyrick / Primat	Aston Martin AMR-One	LM P1	M	2	7:56.424			2	3:51.783	211.7

Published at:

Race Director: Daniel Poissenot	Timekeeper: Christian Crucifix
---------------------------------	--------------------------------



24 HEURES DU MANS 2011



24 HEURES DU MANS ILMC Race Provisional Classification

										Best Lap		
Nr.	Team	Drivers		Car	Class	Ty	Laps	Total Time	Gap	Lap	Time	Kph
							Fastest Lap by Lotterer André: 3'25.289 (Lap 229, 239,0 Kph)					
LM P1												
1	2	Audi Sport Team Joest	Fassler / Lotterer / Tréluyer	Audi R18 TDI	LM P1	M	355	24:02'21.525		229	3'25.289	239.0
2	9	Team Peugeot Total	Lamy / Bourdais / Pagnaud	Peugeot 908	LM P1	M	355	24:02'35.379	13.854	13.854	227	3'26.298 237.8
3	8	Peugeot Sport Total	Montagny / Sarrazin / Minassian	Peugeot 908	LM P1	M	353	24:03'24.956	2 Laps	2 Laps	247	3'27.790 236.1
4	7	Peugeot Sport Total	Gene / Wurz / Davidson	Peugeot 908	LM P1	M	351	24:03'06.661	4 Laps	2 Laps	188	3'27.713 236.2
5	10	Team Oreca Matmut	Lapierre / Duval / Panis	Peugeot 908 HDI-FAP	LM P1	M	339	24:04'09.307	16 Laps	12 Laps	215	3'29.443 234.3
6	12	Rebellion Racing	Jani / Prost / Bleekemolen	Lola B 10/60 Coupe-Toyota	LM P1	M	338	24:04'19.858	17 Laps	1 Laps	224	3'36.495 226.6
7	22	Kronos Racing	Idox / Martin / Leinders	Lola Aston Martin	LM P1	M	328	24:05'29.523	27 Laps	10 Laps	30	3'39.803 223.2
<i>Retired</i>												
16		Pescarolo Team	Collard / Tinsseau / Jousse	Pescarolo Judd	LM P1	M	305	21:43'59.484		288	3'34.472	228.8
13		Rebellion Racing	Belicchi / Boullion / Smith	Lola B 10/60 Coupe-Toyota	LM P1	M	190	13:53'10.667		3	3'37.102	226.0
24		Oak Racing	Nicollet / Hein / Yvon	Oak Pescarolo-Judd	LM P1	D	119	9:07'45.055		79	3'45.127	217.9
1		Audi Sport Team Joest	Bernhard / Dumais / Rockenfeller	Audi R18 TDI	LM P1	M	116	7:37'45.596		3	3'28.389	235.4
5		Hope Racing	Zachia / Lammers / Elgaard	Oreca Swiss Hy Tech-Hybrid	LM P1	M	115	13:44'09.589		40	3'50.255	213.1
15		Oak Racing	Monteiro / Moreau / Ragues	Oak Pescarolo-Judd	LM P1	D	80	11:03'19.563		48	3'38.674	224.4
20		Quifel-Asm Team	Amaral / Pla / Hughes	Zytek 09 SC	LM P1	D	48	3:36'46.406		2	3'40.191	222.8
3		Audi Sport North America	Capello / Kristensen / McNish	Audi R18 TDI	LM P1	M	14	5'017.657		3	3'28.462	235.4
007		Aston Martin Racing	Klien / Mücke / Turner	Aston Martin AMR-One	LM P1	M	4	3:12'39.346		2	3'48.099	215.1
009		Aston Martin Racing	Fernandez / Meyrick / Primat	Aston Martin AMR-One	LM P1	M	2	7'56.424		2	3'51.783	211.7
							Fastest Lap by Kraihamer Dominick: 3'41.536 (Lap 165, 221,5 Kph)					
LM P2												
1	41	Greaves Motorsport	Ojeh / Lombard / Kimber-Smith	Zytek Nissan	LM P2	D	326	24:02'37.056		217	3'43.883	219.2
2	26	Signatech Nissan	Mailleux / Ordoñez / Ayari	Oreca 03-Nissan	LM P2	D	320	24:04'56.753	6 Laps	6 Laps	79	3'42.625 220.4
3	33	Level 5 Motorsports	Tucker / Bouchut / Barbosa	Lola Coupe-Honda Performance Development	LM P2	M	319	24:04'36.506	7 Laps	1 Laps	236	3'46.809 216.3
4	36	RML	Erdos / Newton / Collins	Honda Performance Development Axi 01 D	LM P2	D	314	24:04'11.010	12 Laps	5 Laps	249	3'45.622 217.5
5	49	Oak Racing	Nakano / De Crem / Charouz	Oak Pescarolo-BMW	LM P2	D	313	24:04'08.003	13 Laps	1 Laps	271	3'45.057 218.0
6	40	Race Performance	Frey / Meichtry / Rostan	Oreca 03-Judd BMW	LM P2	D	304	24:02'29.964	22 Laps	9 Laps	227	3'44.564 218.5
7	35	Oak Racing	Barlesi / Da Rocha / Lafargue	Oak Pescarolo-Judd BMW	LM P2	D	288	24:03'47.747	38 Laps	16 Laps	52	3'50.658 212.7
<i>Not classified</i>												
44		Extreme Limite AM Paris	Rosier / Haezebrouck / De Fournoux	Norma M200P-Judd BMW	LM P2	D	247	24:04'48.656		78	3'55.254	208.6
<i>Retired</i>												
48		Team Oreca Matmut	Premat / Hallyday / Kraihamer	Oreca 03-Nissan	LM P2	M	200	15:06'59.096		165	3'41.536	221.5
42		Strakka Racing	Leventis / Watts / Kane	Lola Coupe-Honda Performance Development Axi 01 D	LM P2	M	144	11:15'47.171		136	3'44.820	218.2
39		Pecom Racing	Perez-Companc / Russo / Kaffer	Lola B11/40-Judd Bmw	LM P2	M	139	10:55'48.358		82	3'45.283	217.8
							Fastest Lap by Muller Dirk: 3'58.876 (Lap 241, 205,4 Kph)					
LM GTE Pro												
1	73	Corvette Racing	Garcia / Milner / Boretta	Chevrolet Corvette C6 ZR1	LM GTE Pro	M	314	24:02'52.851		200	4'00.553	204.0
2	51	AF Corse Srl	Faischella / Bruni / Vilander	Ferrari 458 Italia	LM GTE Pro	M	314	24:05'22.386	2'29.535	2'29.535	167	3'59.415 204.9
3	56	BMW Motorsport	Priaux / Muller / Hand	BMW M3 GT	LM GTE Pro	D	313	24:05'23.885	1 Laps	1 Laps	241	3'58.876 205.4
4	77	Team Felbermayr-Proton	Lieb / Lietz / Hanzler	Porsche 911 RSR (997)	LM GTE Pro	M	312	24:04'41.045	2 Laps	1 Laps	203	4'00.221 204.2
5	76	Imsa Performance Matmut	Pilet / Narac / Armindo	Porsche 911 RSR (997)	LM GTE Pro	M	311	24:04'47.725	3 Laps	1 Laps	199	4'00.952 203.6
6	80	Flying Lizard Motorsports	Bergmeister / Long / Luhr	Porsche 911 RSR (997)	LM GTE Pro	M	310	24:03'07.393	4 Laps	1 Laps	264	4'01.585 203.1
7	65	Lotus Jetalliance	Rossiter / Mowlem / Hirschi	Lotus Evora	LM GTE Pro	M	295	24:03'05.948	19 Laps	15 Laps	189	4'07.958 197.9
8	75	Prospered Competition	Goossens / Holzer / Van Lagen	Porsche 911 RSR (997)	LM GTE Pro	M	293	24:03'02.576	21 Laps	2 Laps	198	4'00.980 203.6
9	66	JMW Motorsport	Bell / Sugden / Maassen	Ferrari 458 Italia	LM GTE Pro	D	290	24:02'42.307	24 Laps	3 Laps	27	4'01.480 203.2
<i>Retired</i>												
55		BMW Motorsport	Farfus / Muller / Werner	BMW M3 GT	LM GTE Pro	D	276	21:34'16.710		206	3'59.708	204.7
74		Corvette Racing	Gavin / Magnussen / Westbrook	Chevrolet Corvette C6 ZR1	LM GTE Pro	M	211	16:31'34.740		206	3'59.815	204.6
59		Luxury Racing	Ortelli / Makowiecki / Melo	Ferrari 458 Italia	LM GTE Pro	M	183	14:59'51.860		129	4'00.788	203.8
71		AF Corse	Kauffman / Waltrip / Aguas	Ferrari 458 Italia	LM GTE Pro	M	178	15:54'45.044		94	4'03.057	201.9
88		Team Felbermayr-Proton	Miller / Tandy / Al-Faisal	Porsche 911 RSR (997)	LM GTE Pro	M	169	15:33'47.875		11	4'02.299	202.5
89		Hankook-Team Farnbacher	Farnbacher / Simonsen / Keen	Ferrari 458 Italia	LM GTE Pro	H	137	13:21'07.508		28	4'01.390	203.3
58		Luxury Racing	Beltoise / Jakubowski / Thiriet	Ferrari 458 Italia	LM GTE Pro	M	136	15:00'19.266		11	4'02.357	202.4
64		Lotus Jetalliance	Slingerland / Rich / Hartshorne	Lotus Evora	LM GTE Pro	M	126	12:29'52.650		61	4'19.377	189.2
79		Jota	Dolan / Hancock / Buncombe	Aston Martin Vantage	LM GTE Pro	D	74	5:56'59.061		29	4'02.871	202.0
							Fastest Lap by Ried Christian: 4'03.613 (Lap 193, 201,4 Kph)					
LM GTE Am												
1	50	Larbre Competition	Bornhauser / Canal / Gardel	Chevrolet Corvette C6 ZR1	LM GTE Am	M	302	24:02'24.244		185	4'06.478	199.1
2	70	Larbre Competition	Bouret / Gibon / Belloc	Porsche 911 RSR (997)	LM GTE Am	M	301	24:04'47.759	1 Laps	1 Laps	10	4'04.546 200.6
3	68	Robertson Racing LLC	Robertson / Robertson / Murry	Ford GT-Doran	LM GTE Am	M	285	24:05'56.706	17 Laps	16 Laps	206	4'07.417 198.3
4	83	JMB Racing	Rodrigues / Menahem / Marroc	Ferrari F430	LM GTE Am	M	272	24:02'52.714	30 Laps	13 Laps	27	4'05.762 199.6
<i>Retired</i>												
81		Flying Lizard Motorsports	Neiman / Law / Pumpelly	Porsche 911 RSR (997)	LM GTE Am	M	211	17:17'12.678		7	4'05.411	199.9
63		Proton Competition	Ried / Felbermayr Jr. / Felbermayr	Porsche 911 RSR (997)	LM GTE Am	M	199	16:31'19.331		193	4'03.613	201.4
61		AF Corse SRL	Perazzini / Cioci / Breslin	Ferrari F430	LM GTE Am	M	188	15:22'50.296		60	4'04.288	200.8
60		Gulf AMR Middle East	Giroix / Goethe / Wainwright	Aston Martin Vantage	LM GTE Am	D	141	12:33'55.601		24	4'04.755	200.5
57		Krohn Racing	Krohn / Jonsson / Rugolo	Ferrari F430	LM GTE Am	D	123	10:22'41.569		97	4'05.181	200.1
62		CRS Racing	Ehret / Lynn / Wills	Ferrari F430	LM GTE Am	M	84	6:39'21.429		77	4'08.998	197.0

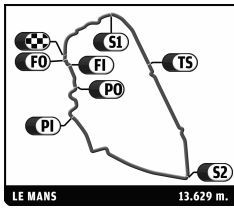
Published at:

Race Director: Daniel Poissenot

Timekeeper: Christian Crucifix



24 HEURES DU MANS 2011



24 HEURES DU MANS

ILMC

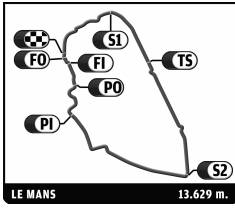
Race

Lap Chart

		LAP																									
Nr	Pos	330	331	332	333	334	335	336	337	338	339	340	341	342	343	344	345	346	347	348	349	350	351	352	353	354	355
2	1	2	2	2	2	2	2	2	2	2	2	2	2	2	2	2	2	2	2	2	2	2	2	2	2	2	2
1	2	9	9	9	9	9	9	9	9	9	9	9	9	9	9	9	9	9	9	9	9	9	9	9	9	9	9
9	3	8	8	8	8	8	8	8	8	8	8	8	8	8	8	8	8	8	8	8	8	8	8	8	8	8	8
8	4	7	7	7	7	7	7	7	7	7	7	7	7	7	7	7	7	7	7	7	7	7	7	7	7	7	7
3	5	10	10	10	10	10	10	10	10	10	10	10	10	10	10	10	10	10	10	10	10	10	10	10	10	10	10
7	6	12	12	12	12	12	12	12	12	12	12	12	12	12	12	12	12	12	12	12	12	12	12	12	12	12	12
10	7																										
12	8																										
16	9																										
13	10																										
15	11																										
22	12																										
20	13																										
26	14																										
24	15																										
42	16																										
48	17																										
39	18																										
49	19																										
41	20																										
40	21																										
007	22																										
36	23																										
5	24																										
009	25																										
44	26																										
35	27																										
33	28																										
55	29																										
51	30																										
56	31																										
74	32																										
89	33																										
73	34																										
77	35																										
59	36																										
75	37																										
79	38																										
66	39																										
80	40																										
58	41																										
61	42																										
88	43																										
71	44																										
76	45																										
63	46																										
81	47																										
70	48																										
83	49																										
60	50																										
57	51																										
50	52																										
62	53																										
65	54																										
68	55																										
64	56																										



24 HEURES DU MANS 2011



24 HEURES DU MANS

ILMC

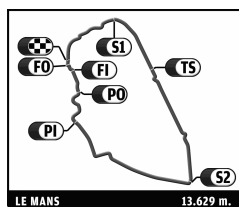
Race

Best Sector Times

SECTOR 1			SECTOR 2			SECTOR 3			Pos	Team	Ideal Lap	Best Lap
Pos	Driver	Time	Driver	Time	Driver	Time	Pos	Team				
1	2 A.Lotterer	32.229	8 S.Sarrazin	1:19.544	2 B.Treluyer	1:33.096	1	2 Audi Sport Team Joest	3'25.125	3:25.289	(1)	
2	9 S.Bourdais	32.496	9 S.Bourdais	1:19.765	9 S.Bourdais	1:33.927	2	9 Team Peugeot Total	3'26.188	3:26.298	(2)	
3	8 S.Sarrazin	32.585	2 A.Lotterer	1:19.800	8 N.Minassian	1:34.320	3	8 Peugeot Sport Total	3'26.449	3:27.790	(4)	
4	1 M.Rockenfeller	32.693	7 M.Gene	1:19.881	7 A.Davidson	1:34.427	4	7 Peugeot Sport Total	3'27.028	3:27.713	(3)	
5	7 M.Gene	32.720	1 R.Dumas	1:20.226	10 L.Duval	1:34.536	5	1 Audi Sport Team Joest	3'27.466	3:28.389	(5)	
6	10 N.Lapierre	32.772	3 A.McNish	1:20.553	1 R.Dumas	1:34.547	6	3 Audi Sport North America	3'28.444	3:28.462	(6)	
7	3 A.McNish	33.104	10 N.Lapierre	1:21.512	3 A.McNish	1:34.787	7	10 Team Oreca Matmut	3'28.820	3:29.443	(7)	
8	16 J.Jousse	33.718	16 E.Collard	1:22.969	16 E.Collard	1:37.334	8	16 Pescarolo Team	3'34.021	3:34.472	(8)	
9	12 N.Jani	33.738	12 N.Jani	1:23.625	13 A.Belicchi	1:38.053	9	12 Rebellion Racing	3'35.826	3:36.495	(9)	
10	13 A.Belicchi	34.070	13 J.Boullion	1:23.746	12 N.Jani	1:38.463	10	13 Rebellion Racing	3'35.869	3:37.102	(10)	
11	15 G.Moreau	34.338	15 P.Ragues	1:24.121	15 G.Moreau	1:39.781	11	15 Oak Racing	3'38.240	3:38.674	(11)	
12	48 D.Kraihamer	34.345	22 B.Leinders	1:24.319	22 M.Martin	1:40.159	12	22 Kronos Racing	3'38.953	3:39.803	(12)	
13	40 M.Frey	34.390	20 O.Pla	1:24.804	20 O.Pla	1:40.272	13	20 Quifel-Asm Team	3'39.618	3:40.191	(13)	
14	22 M.Martin	34.475	48 D.Kraihamer	1:25.982	26 S.Ayari	1:40.467	14	48 Team Oreca Matmut	3'40.941	3:41.536	(14)	
15	20 O.Pla	34.542	24 R.Hein	1:26.020	48 A.Premat	1:40.614	15	26 Signatech Nissan	3'41.760	3:42.625	(15)	
16	26 S.Ayari	34.604	26 S.Ayari	1:26.689	42 D.Watts	1:41.266	16	42 Strakka Racing	3'42.899	3:44.820	(18)	
17	42 D.Watts	34.727	41 O.Lombard	1:26.757	41 O.Lombard	1:41.823	17	41 Greaves Motorsport	3'43.445	3:43.883	(16)	
18	41 O.Lombard	34.865	42 D.Watts	1:26.906	49 N.De Crem	1:42.021	18	24 Oak Racing	3'44.049	3:45.127	(20)	
19	39 P.Kaffer	35.102	49 N.De Crem	1:27.045	39 P.Kaffer	1:42.381	19	49 Oak Racing	3'44.210	3:45.057	(19)	
20	49 J.Charouz	35.144	40 M.Frey	1:27.394	40 M.Frey	1:42.699	20	40 Race Performance	3'44.483	3:44.546	(17)	
21	36 B.Collins	35.214	39 P.Kaffer	1:27.410	36 B.Collins	1:42.703	21	39 Pecom Racing	3'44.893	3:45.283	(21)	
22	24 J.Nicolet	35.216	36 B.Collins	1:27.705	33 J.Barbosa	1:42.753	22	36 RML	3'45.622	3:45.622	(22)	
23	33 J.Barbosa	35.220	33 J.Barbosa	1:28.178	24 J.Nicolet	1:42.813	23	33 Level 5 Motorsports	3'46.151	3:46.809	(23)	
24	007 D.Turner	35.652	007 D.Turner	1:28.197	007 D.Turner	1:43.805	24	007 Aston Martin Racing	3'47.654	3:48.099	(24)	
25	009 A.Fernandez	35.661	35 A.Barlesi	1:28.197	5 S.Zacchia	1:44.868	25	5 Hope Racing	3'49.486	3:50.255	(25)	
26	35 A.Barlesi	35.830	5 J.Lammers	1:28.719	009 A.Fernandez	1:45.399	26	35 Oak Racing	3'49.730	3:50.658	(26)	
27	5 S.Zacchia	35.899	009 A.Fernandez	1:29.726	35 A.Barlesi	1:45.703	27	009 Aston Martin Racing	3'50.786	3:51.783	(27)	
28	44 F.Rosier	36.236	44 F.Rosier	1:31.416	44 F.Rosier	1:46.767	28	44 Extreme Limite AM Paris	3'54.419	3:55.254	(28)	
29	51 G.Bruni	37.263	56 D.Muller	1:32.212	56 D.Muller	1:48.668	29	56 BMW Motorsport	3'58.261	3:58.876	(29)	
30	56 D.Muller	37.381	55 A.Farfus	1:32.232	55 A.Farfus	1:48.858	30	55 BMW Motorsport	3'58.614	3:59.708	(31)	
31	55 D.Werner	37.524	74 O.Gavin	1:32.523	51 G.Bruni	1:48.865	31	51 AF Corse	3'58.777	3:59.415	(30)	
32	59 F.Makowiecki	37.676	73 A.Garcia	1:32.605	77 W.Henzler	1:48.878	32	77 Team Felbermayr-Proton	3'59.506	4:00.221	(33)	
33	76 P.Pilet	37.764	51 T.Vilander	1:32.649	75 M.Holzer	1:49.135	33	74 Corvette Racing	3'59.682	3:59.815	(32)	
34	77 R.Lietz	37.773	77 M.Lieb	1:32.855	59 J.Melo	1:49.170	34	59 Luxury Racing	3'59.966	4:00.788	(33)	
35	74 O.Gavin	37.792	66 R.Bell	1:33.055	74 O.Gavin	1:49.367	35	73 Corvette Racing	4'00.248	4:00.553	(34)	
36	89 L.Keen	37.796	80 J.Bergmeister	1:33.060	89 A.Simonsen	1:49.414	36	75 Prospeed Competition	4'00.259	4:00.980	(37)	
37	66 R.Bell	37.807	76 P.Pilet	1:33.073	66 R.Bell	1:49.681	37	89 Hankook-Team Farnbacher	4'00.450	4:01.390	(38)	
38	73 T.Milner	37.822	59 J.Melo	1:33.120	80 J.Bergmeister	1:49.739	38	66 JMW Motorsport	4'00.543	4:01.480	(39)	
39	80 J.Bergmeister	37.889	75 M.Goossens	1:33.129	76 P.Pilet	1:49.815	39	76 Imsa Performance Matmut	4'00.652	4:00.952	(36)	
40	71 R.Aguas	37.966	89 A.Simonsen	1:33.240	73 T.Milner	1:49.821	40	80 Flying Lizard Motorsports	4'00.688	4:01.585	(40)	
41	58 A.Beltoise	37.994	88 N.Tandy	1:33.300	58 A.Beltoise	1:49.935	41	58 Luxury Racing	4'01.868	4:02.357	(42)	
42	75 M.Goossens	37.995	71 R.Aguas	1:33.383	88 N.Tandy	1:50.510	42	71 AF Corse	4'02.113	4:03.057	(44)	
43	63 C.Ried	38.291	79 S.Hancock	1:33.602	79 S.Hancock	1:50.630	43	88 Team Felbermayr-Proton	4'02.189	4:02.299	(41)	
44	60 F.Giroix	38.296	70 J.Belloc	1:33.651	71 R.Aguas	1:50.764	44	79 Jota	4'02.551	4:02.871	(43)	
45	79 S.Hancock	38.319	63 C.Ried	1:33.689	63 C.Ried	1:51.101	45	63 Proton Competition	4'03.081	4:03.613	(45)	
46	61 M.Cioci	38.364	57 N.Jonsson	1:33.824	61 M.Cioci	1:51.230	46	70 Larbre Competition	4'03.697	4:04.546	(47)	
47	88 N.Tandy	38.379	58 A.Beltoise	1:33.939	60 F.Giroix	1:51.559	47	61 AF Corse	4'03.779	4:04.288	(46)	
48	57 M.Rugolo	38.421	81 S.Pumpelly	1:33.976	70 J.Belloc	1:51.571	48	60 Gulf AMR Middle East	4'03.982	4:04.755	(48)	
49	70 J.Belloc	38.475	60 F.Giroix	1:34.127	81 D.Law	1:51.847	49	57 Krohn Racing	4'04.148	4:05.181	(49)	
50	65 J.Rossiter	38.518	61 M.Cioci	1:34.185	57 N.Jonsson	1:51.903	50	81 Flying Lizard Motorsports	4'04.386	4:05.411	(50)	
51	83 N.Marroc	38.561	83 N.Marroc	1:34.289	68 D.Murry	1:52.049	51	68 Robertson Racing LLC	4'05.659	4:07.417	(53)	
52	81 S.Pumpelly	38.563	50 J.Canal	1:34.319	65 J.Rossiter	1:52.726	52	83 JMB Racing	4'05.720	4:05.762	(51)	
53	50 G.Gardel	38.616	68 D.Murry	1:34.729	83 N.Marroc	1:52.870	53	50 Larbre Competition	4'05.906	4:06.478	(52)	
54	62 P.Ehret	38.838	62 R.Wills	1:35.448	50 J.Canal	1:52.971	54	65 Lotus Jetaliance	4'07.187	4:07.958	(54)	
55	68 D.Murry	38.881	65 J.Rossiter	1:35.943	62 P.Ehret	1:53.551	55	62 CRS Racing	4'07.837	4:08.998	(55)	
56	64 M.Rich	40.766	64 M.Rich	1:38.542	64 M.Rich	1:59.524	56	64 Lotus Jetaliance	4'18.832	4:19.377	(56)	



24 HEURES DU MANS 2011



24 HEURES DU MANS

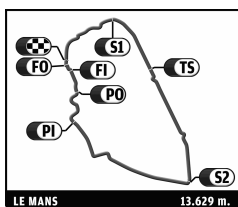
ILMC
After Race

Event maximum speed

Team	Car	Class	Driver	Top Speed	Lap	Session
7 Peugeot Sport Total	Peugeot 908	LM P1	Marc Gene	342.9	18	Qualifying 3
8 Peugeot Sport Total	Peugeot 908	LM P1	Stephane Sarrazin	342.9	53	Race
9 Team Peugeot Total	Peugeot 908	LM P1	Sebastien Bourdais	338.6	48	Free Practice
1 Audi Sport Team Joest	Audi R18 TDI	LM P1	Mike Rockenfeller	336.4	113	Race
2 Audi Sport Team Joest	Audi R18 TDI	LM P1	Benoit Treluyer	335.4	291	Race
3 Audi Sport North America	Audi R18 TDI	LM P1	Rinaldo Capello	334.4	15	Qualifying 3
16 Pescarolo Team	Pescarolo Judd	LM P1	Julien Jousse	326.3	33	Free Practice
15 Oak Racing	Oak Pescarolo-Judd	LM P1	Pierre Ragues	322.4	9	Qualifying 2
10 Team Oreca Matmut	Peugeot 908 HDI-FAP	LM P1	Nicolas Lapierre	320.5	53	Free Practice
13 Rebellion Racing	Lola B 10/60 Coupe-Toyota	LM P1	J.Christophe Boullion	319.5	14	Qualifying 2
22 Kronos Racing	Lola Aston Martin	LM P1	Bas Leinders	317.6	16	Qualifying 2
24 Oak Racing	Oak Pescarolo-Judd	LM P1	Richard Hein	317.6	47	Race
12 Rebellion Racing	Lola B 10/60 Coupe-Toyota	LM P1	Jeroen Bleekemolen	316.7	4	Qualifying 1
20 Quifel-Asm Team	Zytek 09 SC	LM P1	Warren Hughes	314.0	38	Free Practice
42 Strakka Racing	<small>Honda Performance Development Arx 01 D</small>	LM P2	Danny Watts	306.8	28	Race
35 Oak Racing	Oak Pescarolo-Judd BMW	LM P2	Patrice Lafargue	305.1	41	Free Practice
5 Hope Racing	Oreca Swiss Hy Tech-Hybrid	LM P1	Jan Lammers	303.4	102	Race
49 Oak Racing	Oak Pescarolo-BMW	LM P2	Jan Charouz	303.4	2	Race
41 Greaves Motorsport	Zytek Nissan	LM P2	Thomas Kimber-Smith	302.5	30	Race
36 RML	<small>Honda Performance Development Arx 01 D</small>	LM P2	Ben Collins	300.8	162	Race
40 Race Performance	Oreca 03-Judd BMW	LM P2	Michel Frey	300.8	44	Race
48 Team Oreca Matmut	Oreca 03-Nissan	LM P2	Dominick Kraihamer	300.8	169	Race
26 Signatech Nissan	Oreca 03-Nissan	LM P2	Soheil Ayari	300.0	175	Race
39 Pecom Racing	Lola B11/40-Judd Bmw	LM P2	Matias Russo	299.2	37	Free Practice
73 Corvette Racing	Chevrolet Corvette C6 ZR1	LM GTE Pro	Tommy Milner	297.5	158	Race
74 Corvette Racing	Chevrolet Corvette C6 ZR1	LM GTE Pro	Richard Westbrook	296.7	80	Race
77 Team Felbermayr-Proton	Porsche 911 RSR (997)	LM GTE Pro	Marc Lieb	296.7	4	Race
88 Team Felbermayr-Proton	Porsche 911 RSR (997)	LM GTE Pro	Nick Tandy	296.7	2	Race
56 BMW Motorsport	BMW M3 GT	LM GTE Pro	Andy Priaux	295.1	2	Race
33 Level 5 Motorsports	<small>Lola Coupe-Honda Performance Development</small>	LM P2	Christophe Bouchut	294.3	2	Race
59 Luxury Racing	Ferrari 458 Italia	LM GTE Pro	Jaime Melo	294.3	4	Race
75 Prospeed Competition	Porsche 911 RSR (997)	LM GTE Pro	Marc Goossens	293.5	28	Race
70 Larbre Competition	Porsche 911 RSR (997)	LM GTE Am	Jean-Philippe Belloc	293.5	10	Race
51 AF Corse	Ferrari 458 Italia	LM GTE Pro	Gianmaria Bruni	292.7	27	Race
55 BMW Motorsport	BMW M3 GT	LM GTE Pro	Augusto Farfus	292.7	5	Qualifying 3
89 Hankook-Team Farnbacher	Ferrari 458 Italia	LM GTE Pro	Allan Simonsen	292.7	27	Race
80 Flying Lizard Motorsports	Porsche 911 RSR (997)	LM GTE Pro	Jörg Bergmeister	291.9	1	Race
63 Proton Competition	Porsche 911 RSR (997)	LM GTE Am	Christian Ried	291.9	187	Race
81 Flying Lizard Motorsports	Porsche 911 RSR (997)	LM GTE Am	Darren Law	291.9	4	Race
007 Aston Martin Racing	Aston Martin AMR-One	LM P1	Christian Klien	291.1	10	Qualifying 3
71 AF Corse	Ferrari 458 Italia	LM GTE Pro	Rui Aguas	291.1	4	Race
66 JMW Motorsport	Ferrari 458 Italia	LM GTE Pro	Rob Bell	290.3	27	Race
76 Imsa Performance Matmut	Porsche 911 RSR (997)	LM GTE Pro	Patrick Pilet	290.3	100	Race
44 Extreme Limite AM Paris	Norma M200P-Judd BMW	LM P2	Fabien Rosier	288.8	2	Qualifying 2
57 Krohn Racing	Ferrari F430	LM GTE Am	Niclas Jonsson	288.8	26	Race
83 JMB Racing	Ferrari F430	LM GTE Am	Nicolas Marroc	288.8	18	Qualifying 2
009 Aston Martin Racing	Aston Martin AMR-One	LM P1	Adrian Fernandez	288.0	2	Race
58 Luxury Racing	Ferrari 458 Italia	LM GTE Pro	Anthony Beltoise	288.0	2	Race
50 Larbre Competition	Chevrolet Corvette C6 ZR1	LM GTE Am	Gabriele Gardel	287.2	101	Race
61 AF Corse	Ferrari F430	LM GTE Am	Marco Cioci	286.5	98	Race
79 Jota	Aston Martin Vantage	LM GTE Pro	Sam Hancock	285.0	2	Race
60 Gulf AMR Middle East	Aston Martin Vantage	LM GTE Am	Fabien Giroix	285.0	5	Race
65 Lotus Jetalliance	Lotus Evora	LM GTE Pro	Johnny Mowlem	284.2	1	Race
62 CRS Racing	Ferrari F430	LM GTE Am	Pierre Ehret	284.2	33	Race
68 Robertson Racing LLC	Ford GT-Doran	LM GTE Am	David Murry	284.2	75	Race
64 Lotus Jetalliance	Lotus Evora	LM GTE Pro	Martin Rich	282.0	68	Race



24 HEURES DU MANS 2011



24 HEURES DU MANS

ILMC

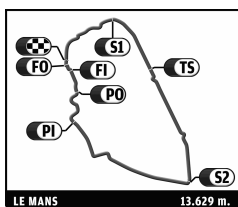
Race

Leader Sequence

Nr	Team	Car	Start Lap	End Lap	Laps	Total Laps
LM P1						
2	Audi Sport Team Joest	Audi R18 TDI	1	10	10	10
9	Team Peugeot Total	Peugeot 908	11	11	1	1
1	Audi Sport Team Joest	Audi R18 TDI	12	24	13	13
2	Audi Sport Team Joest	Audi R18 TDI	25	25	1	11
7	Peugeot Sport Total	Peugeot 908	26	28	3	3
1	Audi Sport Team Joest	Audi R18 TDI	29	30	2	15
2	Audi Sport Team Joest	Audi R18 TDI	31	37	7	18
7	Peugeot Sport Total	Peugeot 908	38	40	3	6
2	Audi Sport Team Joest	Audi R18 TDI	41	48	8	26
7	Peugeot Sport Total	Peugeot 908	49	52	4	10
2	Audi Sport Team Joest	Audi R18 TDI	53	59	7	33
7	Peugeot Sport Total	Peugeot 908	60	64	5	15
2	Audi Sport Team Joest	Audi R18 TDI	65	70	6	39
7	Peugeot Sport Total	Peugeot 908	71	76	6	21
2	Audi Sport Team Joest	Audi R18 TDI	77	81	5	44
7	Peugeot Sport Total	Peugeot 908	82	88	7	28
2	Audi Sport Team Joest	Audi R18 TDI	89	92	4	48
7	Peugeot Sport Total	Peugeot 908	93	100	8	36
2	Audi Sport Team Joest	Audi R18 TDI	101	175	75	123
9	Team Peugeot Total	Peugeot 908	176	179	4	5
2	Audi Sport Team Joest	Audi R18 TDI	180	186	7	130
9	Team Peugeot Total	Peugeot 908	187	191	5	10
2	Audi Sport Team Joest	Audi R18 TDI	192	196	5	135
9	Team Peugeot Total	Peugeot 908	197	202	6	16
7	Peugeot Sport Total	Peugeot 908	203	203	1	37
2	Audi Sport Team Joest	Audi R18 TDI	204	210	7	142
7	Peugeot Sport Total	Peugeot 908	211	211	1	38
2	Audi Sport Team Joest	Audi R18 TDI	212	220	9	151
9	Team Peugeot Total	Peugeot 908	221	228	8	24
2	Audi Sport Team Joest	Audi R18 TDI	229	230	2	153
9	Team Peugeot Total	Peugeot 908	231	238	8	32
7	Peugeot Sport Total	Peugeot 908	239	239	1	39
2	Audi Sport Team Joest	Audi R18 TDI	240	240	1	154
7	Peugeot Sport Total	Peugeot 908	241	241	1	40
9	Team Peugeot Total	Peugeot 908	242	247	6	38
2	Audi Sport Team Joest	Audi R18 TDI	248	251	4	158
7	Peugeot Sport Total	Peugeot 908	252	253	2	42
2	Audi Sport Team Joest	Audi R18 TDI	254	261	8	166
9	Team Peugeot Total	Peugeot 908	262	263	2	40
7	Peugeot Sport Total	Peugeot 908	264	265	2	44
2	Audi Sport Team Joest	Audi R18 TDI	266	272	7	173
9	Team Peugeot Total	Peugeot 908	273	275	3	43



24 HEURES DU MANS 2011



24 HEURES DU MANS

ILMC

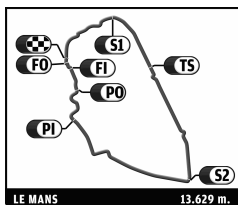
Race

Leader Sequence

Nr	Team	Car	Start Lap	End Lap	Laps	Total Laps
2	Audi Sport Team Joest	Audi R18 TDI	276	283	8	181
9	Team Peugeot Total	Peugeot 908	284	286	3	46
2	Audi Sport Team Joest	Audi R18 TDI	287	294	8	189
9	Team Peugeot Total	Peugeot 908	295	298	4	50
2	Audi Sport Team Joest	Audi R18 TDI	299	355	57	246
LM P2						
26	Signatech Nissan	Oreca 03-Nissan	1	8	8	8
48	Team Oreca Matmut	Oreca 03-Nissan	9	9	1	1
42	Strakka Racing	Honda Performance Development Arx 01 D	10	10	1	1
48	Team Oreca Matmut	Oreca 03-Nissan	11	20	10	11
42	Strakka Racing	Honda Performance Development Arx 01 D	21	24	4	5
48	Team Oreca Matmut	Oreca 03-Nissan	25	31	7	18
39	Pecom Racing	Lola B11/40-Judd Bmw	32	33	2	2
48	Team Oreca Matmut	Oreca 03-Nissan	34	129	96	114
41	Greaves Motorsport	Zytek Nissan	130	168	39	39
48	Team Oreca Matmut	Oreca 03-Nissan	169	171	3	117
41	Greaves Motorsport	Zytek Nissan	172	175	4	43
48	Team Oreca Matmut	Oreca 03-Nissan	176	181	6	123
41	Greaves Motorsport	Zytek Nissan	182	188	7	50
48	Team Oreca Matmut	Oreca 03-Nissan	189	189	1	124
41	Greaves Motorsport	Zytek Nissan	190	326	137	187
LM GTE Pro						
51	AF Corse	Ferrari 458 Italia	1	13	13	13
74	Corvette Racing	Chevrolet Corvette C6 ZR1	14	57	44	44
56	BMW Motorsport	BMW M3 GT	58	58	1	1
51	AF Corse	Ferrari 458 Italia	59	62	4	17
74	Corvette Racing	Chevrolet Corvette C6 ZR1	63	70	8	52
56	BMW Motorsport	BMW M3 GT	71	71	1	2
74	Corvette Racing	Chevrolet Corvette C6 ZR1	72	83	12	64
56	BMW Motorsport	BMW M3 GT	84	85	2	4
74	Corvette Racing	Chevrolet Corvette C6 ZR1	86	211	126	190
51	AF Corse	Ferrari 458 Italia	212	270	59	76
73	Corvette Racing	Chevrolet Corvette C6 ZR1	271	271	1	1
51	AF Corse	Ferrari 458 Italia	272	282	11	87
73	Corvette Racing	Chevrolet Corvette C6 ZR1	283	314	32	33
LM GTE Am						
61	AF Corse	Ferrari F430	1	11	11	11
70	Larbre Competition	Porsche 911 RSR (997)	12	13	2	2
61	AF Corse	Ferrari F430	14	30	17	28
63	Proton Competition	Porsche 911 RSR (997)	31	32	2	2
61	AF Corse	Ferrari F430	33	33	1	29
60	Gulf AMR Middle East	Aston Martin Vantage	34	45	12	12
63	Proton Competition	Porsche 911 RSR (997)	46	46	1	3



24 HEURES DU MANS 2011



24 HEURES DU MANS

ILMC

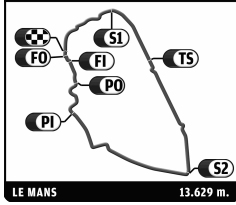
Race

Leader Sequence

Nr	Team	Car	Start Lap	End Lap	Laps	Total Laps
60	Gulf AMR Middle East	Aston Martin Vantage	47	55	9	21
63	Proton Competition	Porsche 911 RSR (997)	56	60	5	8
57	Krohn Racing	Ferrari F430	61	65	5	5
50	Larbre Competition	Chevrolet Corvette C6 ZR1	66	70	5	5
60	Gulf AMR Middle East	Aston Martin Vantage	71	73	3	24
50	Larbre Competition	Chevrolet Corvette C6 ZR1	74	88	15	20
70	Larbre Competition	Porsche 911 RSR (997)	89	92	4	6
50	Larbre Competition	Chevrolet Corvette C6 ZR1	93	98	6	26
57	Krohn Racing	Ferrari F430	99	101	3	8
70	Larbre Competition	Porsche 911 RSR (997)	102	113	12	18
50	Larbre Competition	Chevrolet Corvette C6 ZR1	114	118	5	31
70	Larbre Competition	Porsche 911 RSR (997)	119	131	13	31
50	Larbre Competition	Chevrolet Corvette C6 ZR1	132	133	2	33
81	Flying Lizard Motorsports	Porsche 911 RSR (997)	134	138	5	5
70	Larbre Competition	Porsche 911 RSR (997)	139	139	1	32
81	Flying Lizard Motorsports	Porsche 911 RSR (997)	140	144	5	10
50	Larbre Competition	Chevrolet Corvette C6 ZR1	145	147	3	36
61	AF Corse	Ferrari F430	148	152	5	34
81	Flying Lizard Motorsports	Porsche 911 RSR (997)	153	159	7	17
70	Larbre Competition	Porsche 911 RSR (997)	160	160	1	33
50	Larbre Competition	Chevrolet Corvette C6 ZR1	161	161	1	37
81	Flying Lizard Motorsports	Porsche 911 RSR (997)	162	200	39	56
50	Larbre Competition	Chevrolet Corvette C6 ZR1	201	201	1	38
81	Flying Lizard Motorsports	Porsche 911 RSR (997)	202	203	2	58
50	Larbre Competition	Chevrolet Corvette C6 ZR1	204	302	99	137



24 HEURES DU MANS 2011



24 HEURES DU MANS

ILMC

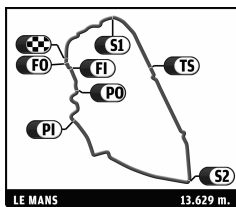
Race

Fastest Lap Sequence

Practice Time	Team	Car	Class	Driver	Time	Kph	Lap
7:03.335	2 Audi Sport Team Joest	Audi R18 TDI	LM P1	Benoit Treluyer	3:28.617	235.2	2
10:31.598	2 Audi Sport Team Joest	Audi R18 TDI	LM P1	Benoit Treluyer	3:28.263	235.6	3
13:17:56.891	7 Peugeot Sport Total	Peugeot 908	LM P1	Anthony Davidson	3:27.713	236.2	69
15:44:28.140	2 Audi Sport Team Joest	Audi R18 TDI	LM P1	André Lotterer	3:27.710	236.2	40
15:57:49.769	9 Team Peugeot Total	Peugeot 908	LM P1	Sebastien Bourdais	3:27.388	236.6	108
15:58:25.712	2 Audi Sport Team Joest	Audi R18 TDI	LM P1	André Lotterer	3:26.298	237.8	44
16:08:48.153	2 Audi Sport Team Joest	Audi R18 TDI	LM P1	André Lotterer	3:25.289	239.0	47



24 HEURES DU MANS 2011



24 HEURES DU MANS

ILMC

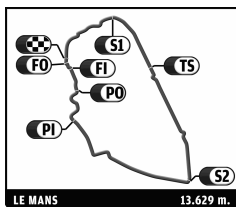
Race

Pit Stop Analysis

Team	Class	Race Time	Laps	Pit Time	Stops	PIT STOPS												
						P. In	Time	P. In	Time	P. In	Time							
1 Audi Sport Team Joest	LM P1	7:37:45.596	116	10:08.569	10	1	31:48	49.9	2	2:08:33	52.7	3	2:34:21	1:49.3				
						4	3:15:19	52.5	5	3:55:01	53.7	6	4:34:49	52.4				
						7	5:15:23	1:18.0	8	5:55:37	54.8	9	6:35:49	52.0				
						10	7:15:31	52.8										
2 Audi Sport Team Joest	LM P1	24:02:21.525	355	33:56.168	31	1	35:16	53.5	2	2:08:34	53.6	3	2:48:22	53.1				
						4	3:28:06	1:26.5	5	4:08:35	52.8	6	4:48:27	53.2				
						7	5:28:31	52.6	8	6:08:42	1:17.5	9	6:48:49	53.0				
						10	7:25:04	50.2	11	9:20:40	3:11.6	12	10:31:46	52.0				
						13	11:11:44	53.1	14	11:52:20	54.7	15	12:28:58	1:44.2				
						16	13:09:56	54.0	17	13:46:17	51.8	18	14:41:12	51.2				
						19	15:36:11	1:16.7	20	16:12:25	51.6	21	16:58:23	2:17.2				
						22	17:42:58	52.0	23	18:18:38	51.4	24	18:58:07	53.4				
						25	19:37:51	54.4	26	20:17:48	1:19.9	27	20:57:38	53.5				
						28	21:38:52	51.9	29	22:24:45	52.8	30	23:04:22	52.8				
						31	23:22:46	1:08.5										
						3 Audi Sport North America	LM P1	50:17.657	14	51.393	1	31:51	51.3					
						5 Hope Racing	LM P1	13:44:09.589	115	4:39:34.663	20	1	31:17	1:04.7	2	2:02:49	57.8	3
4	2:42:27	1:11:53.0	5	4:04:13	25:07.2							6	5:08:41	1:05.3				
7	5:48:44	1:02.9	8	6:28:59	1:27.7							9	6:42:36	14:55.8				
10	7:05:49	11:43.2	11	7:22:23	43:07.4							12	8:30:12	30:03.6				
13	9:23:40	8:22.5	14	10:03:05	1:41.5							15	10:41:47	1:47.7				
16	11:04:26	2:35.2	17	11:48:14	25:19.1							18	12:37:33	8:01.0				
19	12:55:29	12:18.1	20	13:28:07	11:55.5													
7 Peugeot Sport Total	LM P1	24:03:06.661	351	43:55.626	28	1	39:05	54.6	2	2:15:42	52.6	3	2:59:05	1:22.9				
						4	3:43:07	56.6	5	4:26:40	55.2	6	5:10:28	57.1				
						7	5:54:00	1:20.5	8	6:38:07	54.3	9	7:22:18	1:08.6				
						10	9:09:19	4:13.5	11	10:34:04	54.2	12	11:17:43	55.6				
						13	12:01:28	1:24.4	14	12:45:28	55.3	15	13:28:35	55.6				
						16	14:27:02	52.9	17	15:06:59	2:19.9	18	16:04:58	57.1				
						19	17:05:10	2:48.6	20	17:50:06	1:02.9	21	18:33:18	55.5				
						22	18:48:19	10:19.5	23	19:41:16	54.3	24	20:24:45	54.3				
						25	21:08:03	1:03.9	26	21:50:28	1:16.4	27	22:35:27	53.3				
						28	23:18:56	54.6										
007Aston Martin Racing	LM P1	3:12:39.346	4	2:48:39.883	2	1	19:52	2:48:39.8	2	3:12:39	-							
8 Peugeot Sport Total	LM P1	24:03:24.956	353	38:40.491	30	1	35:32	52.6	2	1:46:33	4:05.5	3	2:39:08	52.3				
						4	3:22:43	54.4	5	4:06:14	55.0	6	4:49:53	1:23.2				
						7	5:34:06	52.2	8	6:18:02	54.1	9	7:02:25	1:24.0				
						10	7:43:30	2:57.3	11	10:12:39	1:22.8	12	10:56:50	54.8				
						13	11:40:39	54.5	14	12:24:10	54.6	15	13:07:50	1:25.1				
						16	13:52:12	54.0	17	14:51:41	1:23.2	18	15:28:29	1:08.6				
						19	16:04:54	53.9	20	17:05:07	2:50.3	21	17:46:33	52.4				
						22	17:57:59	1:24.4	23	18:27:31	52.8	24	19:10:45	1:23.6				
						25	19:54:26	53.9	26	20:38:53	53.3	27	21:19:58	1:21.5				
						28	22:03:07	1:18.4	29	22:46:57	53.4	30	23:30:22	52.9				
9 Team Peugeot Total	LM P1	24:02:35.379	355	34:18.837	28	1	39:04	1:06.8	2	2:12:16	51.8	3	2:55:48	1:19.4				
						4	3:39:38	53.9	5	4:23:53	54.6	6	5:07:39	1:21.3				
						7	5:51:52	54.5	8	6:35:48	56.4	9	7:13:09	1:22.0				
						10	9:01:22	3:57.2	11	10:33:51	53.3	12	11:17:05	1:20.7				
						13	12:01:22	53.8	14	12:44:49	54.1	15	13:28:07	54.7				
						16	14:23:17	1:17.3	17	15:07:21	1:56.5	18	16:04:54	52.9				
						19	16:43:10	2:45.7	20	17:43:04	53.4	21	18:25:58	53.8				
						22	19:09:19	1:19.8	23	19:52:55	54.0	24	20:36:46	53.8				
						25	21:17:03	1:18.7	26	22:00:08	50.8	27	22:43:32	54.1				
						28	23:23:10	52.1										
009Aston Martin Racing	LM P1	7:56.424	2		0													



24 HEURES DU MANS 2011



24 HEURES DU MANS

ILMC

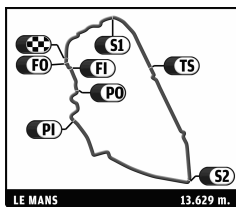
Race

Pit Stop Analysis

Team	Class	Race Time	Laps	Pit Time	Stops	PIT STOPS														
						P. In	Time	P. In	Time	P. In	Time									
10 Team Oreca Matmut	LM P1	24:04:09.307	339	1:03:28.562	32	1	35:52	53.0	2	2:00:30	2:22.3	3	2:42:16	53.7						
						4	3:22:41	1:22.0	5	3:59:55	54.8	6	4:40:27	56.8						
						7	5:17:04	53.6	8	5:57:31	1:23.1	9	6:35:25	54.3						
						10	7:13:11	1:23.4	11	8:53:35	4:04.4	12	10:27:12	1:17.2						
						13	11:04:14	55.8	14	11:27:28	15:19.1	15	12:22:28	55.2						
						16	12:59:33	52.9	17	13:36:29	1:25.4	18	14:34:22	1:24.6						
						19	15:31:02	1:26.3	20	16:07:57	1:09.4	21	17:10:11	57.1						
						22	17:46:58	1:22.0	23	18:27:26	56.0	24	19:05:17	1:28.4						
						25	19:45:58	55.6	26	20:27:03	1:27.2	27	21:07:32	56.1						
						28	21:20:15	6:51.3	29	21:50:20	1:34.5	30	22:07:50	1:04.6						
						31	22:49:20	3:18.1	32	23:28:56	1:49.0									
						12 Rebellion Racing	LM P1	24:04:19.858	338	36:00.728	30	1	37:00	46.2	2	2:11:04	45.6	3	2:56:15	46.9
												4	3:41:22	1:27.2	5	4:27:08	50.0	6	5:08:35	46.4
7	5:49:50	46.4	8	6:31:03	1:35.0							9	7:17:10	47.1						
10	9:04:50	3:23.9	11	10:25:39	2:02.9							12	10:58:40	2:24.3						
13	11:46:37	49.1	14	12:28:39	54.9							15	13:10:34	50.2						
16	13:52:10	1:35.1	17	14:31:06	44.4							18	15:31:06	53.8						
19	16:13:36	1:23.8	20	17:13:50	47.1							21	17:18:36	37.9						
22	17:48:40	1:35.9	23	18:34:23	1:07.0							24	19:20:06	49.5						
25	20:05:44	1:23.5	26	20:52:26	48.8							27	21:40:08	52.2						
28	21:49:28	1:18.6	29	22:37:45	1:25.4							30	23:24:36	1:40.2						
13 Rebellion Racing	LM P1	13:53:10.667	190	23:29.345	17							1	33:00	45.4	2	58:50	4:29.1	3	2:23:59	46.8
												4	3:05:02	48.9	5	3:49:59	1:25.9	6	4:35:50	48.5
												7	5:20:46	52.6	8	6:05:52	49.0	9	6:50:43	1:44.4
						10	7:37:10	55.7	11	9:56:50	3:51.1	12	10:24:55	1:11.5						
						13	11:10:50	51.4	14	11:53:11	59.1	15	12:28:19	1:31.8						
						16	13:07:03	47.9	17	13:48:31	49.3									
15 Oak Racing	LM P1	11:03:19.563	80	4:50:43.004	15	1	37:07	47.5	2	53:06	3:09.3	3	2:23:58	1:26.8						
						4	2:36:41	1:03.8	5	2:45:31	12:45.9	6	3:02:15	25:43.5						
						7	3:39:33	35:38.0	8	4:23:11	36:03.8	9	5:03:26	10:07.8						
						10	5:17:48	1:07:56.3	11	6:55:24	1:29.1	12	7:37:42	54.0						
						13	8:22:07	1:07:25.4	14	10:32:44	26:11.2	15	11:03:19	-						
16 Pescarolo Team	LM P1	21:43:59.484	305	43:20.132	27	1	32:57	47.1	2	52:16	3:56.9	3	2:27:20	50.6						
						4	3:08:33	1:23.1	5	3:50:00	47.6	6	4:30:57	48.2						
						7	5:12:09	1:38.3	8	5:54:05	50.2	9	6:35:13	47.9						
						10	7:16:24	1:24.5	11	8:40:45	3:50.2	12	10:21:49	48.6						
						13	11:03:28	1:30.1	14	11:45:35	48.2	15	12:26:56	48.2						
						16	13:08:16	1:23.5	17	13:49:54	1:02.7	18	14:45:46	48.6						
						19	15:29:40	1:19.4	20	16:11:26	49.6	21	17:10:20	48.6						
						22	17:51:55	10:52.9	23	18:42:43	1:13.7	24	19:24:02	48.5						
20 Quifel-Asm Team	LM P1	3:36:46.406	48	5:11.899	4	1	37:09	57.0	2	2:11:06	57.8	3	2:53:08	1:38.9						
						4	3:36:46	1:38.0												
22 Kronos Racing	LM P1	24:05:29.523	328	1:02:34.153	32	1	33:42	47.1	2	52:46	3:41.5	3	2:20:24	50.2						
						4	2:39:55	2:56.5	5	3:23:40	1:24.5	6	4:02:42	56.6						
						7	4:44:51	53.4	8	5:27:13	1:52.7	9	6:10:23	51.5						
						10	6:52:20	1:21.1	11	7:35:05	2:14.0	12	9:07:43	2:08.3						
						13	10:26:51	1:29.3	14	11:10:09	51.0	15	11:52:28	1:11.7						
						16	12:34:54	2:18.7	17	13:18:43	51.6	18	14:00:46	52.5						
						19	14:46:08	1:41.1	20	15:40:10	51.4	21	16:18:23	49.2						
						22	17:00:21	2:31.7	23	17:46:12	50.1	24	18:28:03	51.5						
						25	19:10:00	2:11.7	26	19:53:25	1:26.9	27	20:02:28	17:16.9						
						28	21:01:12	1:56.2	29	21:23:36	1:15.6	30	21:57:06	48.2						
						31	22:41:09	49.9	32	23:24:35	1:39.8									
						24 Oak Racing	LM P1	9:07:45.055	119	15:45.781	10	1	38:34	52.5	2	1:02:42	1:28.4	3	2:33:34	1:28.4
												4	3:16:56	51.3	5	3:59:49	48.9	6	4:42:30	1:27.0
7	5:25:56	50.5	8	6:08:37	5:30.1							9	7:00:11	1:29.9						
10	7:46:03	58.3																		



24 HEURES DU MANS 2011



24 HEURES DU MANS

ILMC

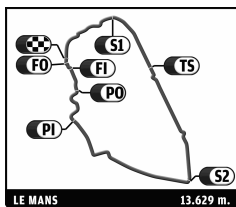
Race

Pit Stop Analysis

Team	Class	Race Time	Laps	Pit Time	Stops	PIT STOPS														
						P. In	Time	P. In	Time	P. In	Time									
26 Signatech Nissan	LM P2	24:04:56.753	320	1:11:30.819	30	1	35:11	4:42.4	2	2:00:51	2:03.3	3	2:45:08	1:39.6						
						4	3:21:57	7:56.4	5	4:12:30	1:33.3	6	4:55:33	53.3						
						7	5:37:56	1:33.4	8	6:20:57	53.1	9	7:03:17	1:30.3						
						10	7:43:03	3:22.6	11	10:05:26	2:06.5	12	10:50:26	53.1						
						13	11:33:51	1:38.9	14	12:17:15	1:02.7	15	12:59:52	58.0						
						16	13:42:42	3:04.3	17	14:42:47	54.8	18	15:21:03	2:11.0						
						19	16:07:35	56.5	20	16:16:20	1:51.2	21	16:58:14	10:20.2						
						22	17:50:28	53.6	23	18:32:59	1:42.1	24	19:16:15	54.6						
						25	19:58:58	1:56.1	26	20:24:01	1:23.8	27	21:10:55	4:49.9						
						28	21:53:35	2:14.3	29	22:40:41	4:35.9	30	23:28:38	54.0						
						33 Level 5 Motorsports	LM P2	24:04:36.506	319	50:58.162	32	1	34:52	51.8	2	1:02:58	2:51.6	3	2:30:57	55.1
												4	3:15:42	1:33.5	5	4:04:07	57.1	6	4:47:38	1:23.5
												7	5:31:45	1:20.3	8	6:15:45	52.6	9	6:51:43	1:27.9
10	7:35:54	1:18.2	11	10:03:01	1:30.3							12	10:47:23	53.9						
13	11:31:31	1:27.8	14	12:16:13	1:24.7							15	13:00:26	53.5						
16	13:43:40	1:29.7	17	14:22:29	40.9							18	14:36:35	2:01.7						
19	15:31:19	1:25.2	20	16:15:13	55.9							21	16:54:19	4:26.1						
22	17:41:47	1:25.4	23	18:17:44	1:48.2							24	19:02:01	1:36.4						
25	19:46:19	51.6	26	20:31:22	1:34.3							27	20:56:49	8:22.6						
28	21:27:12	21.9	29	21:54:09	1:26.7							30	22:12:50	1:09.5						
31	23:01:49	52.9	32	23:35:24	45.7															
35 Oak Racing	LM P2	24:03:47.747	288	2:14:25.946	25							1	36:01	59.4	2	2:15:45	1:29.1	3	3:01:26	1:03.4
												4	3:51:00	1:51.0	5	4:35:43	1:01.1	6	5:19:58	1:30.7
						7	6:09:30	58.8	8	6:58:25	1:27.2	9	7:36:26	2:04.0						
						10	10:13:47	55.0	11	10:40:02	1:34.4	12	11:25:30	1:16.5						
						13	12:14:44	1:30.7	14	13:04:19	1:54.3	15	13:55:45	1:12.7						
						16	15:02:10	3:08.4	17	16:07:33	1:00.5	18	17:12:21	25:21.9						
						19	18:24:32	1:11.1	20	19:12:29	2:05.5	21	19:52:17	53:30.8						
						22	21:15:27	1:38.4	23	21:26:59	1:30.5	24	22:19:17	1:19.8						
						25	22:55:58	22:49.4												
						36 RML	LM P2	24:04:11.010	314	1:11:12.531	30	1	38:45	1:04.3	2	2:18:19	56.7	3	2:50:18	1:34.1
												4	3:35:27	55.2	5	4:20:29	1:44.4	6	5:04:53	54.7
												7	5:48:18	52.7	8	6:31:32	17:20.4	9	7:31:26	1:40.4
												10	10:00:09	2:54.9	11	10:48:57	1:53.7	12	11:03:32	13:57.0
13	12:00:46	53.6	14	12:44:17	53.6							15	13:27:32	1:36.8						
16	13:49:40	3:43.4	17	13:57:43	1:19.5							18	14:52:28	1:41.6						
19	15:50:40	1:33.1	20	16:36:12	57.7							21	17:28:08	1:29.0						
22	18:11:53	54.0	23	18:54:54	56.1							24	19:37:50	1:49.8						
25	20:11:17	1:28.0	26	20:29:35	1:16.3							27	21:13:55	53.8						
28	21:53:57	1:25.4	29	22:44:22	1:37.4							30	23:28:29	53.3						
39 Pecom Racing	LM P2	10:55:48.358	139	15:29.199	12							1	38:35	1:25.6	2	2:05:44	46.9	3	2:48:27	1:36.3
												4	3:32:54	1:02.6	5	4:13:20	1:26.1	6	4:56:47	1:02.5
												7	5:40:05	2:05.0	8	6:20:19	58.8	9	7:03:24	1:28.1
						10	8:01:51	1:04.9	11	10:03:02	1:27.0	12	10:47:03	1:04.7						
						40 Race Performance	LM P2	24:02:29.964	304	1:58:02.582	29	1	38:40	1:01.6	2	2:05:43	58.9	3	2:46:02	2:23.0
												4	3:00:10	9:38.0	5	3:52:14	1:04.8	6	4:35:49	2:07.7
												7	5:05:01	12:31.0	8	6:05:10	11:38.1	9	7:03:23	2:11.1
												10	8:17:29	2:38.9	11	9:23:37	2:27.5	12	10:35:21	1:01.4
												13	11:16:37	2:59.4	14	12:02:38	4:14.6	15	12:22:42	7:01.1
												16	13:12:21	1:04.5	17	13:40:37	2:58.5	18	14:45:04	1:02.2
												19	15:47:02	2:21.2	20	16:31:47	1:14.0	21	17:37:14	2:07.0
												22	18:21:16	1:01.0	23	19:04:16	1:57.3	24	19:48:46	1:00.0
												25	20:09:14	28:16.8	26	21:17:53	6:53.3	27	22:19:19	1:56.7
28	23:00:44	1:10.7	29	23:40:47	1:00.9															
41 Greaves Motorsport	LM P2	24:02:37.056	326	38:23.193	29							1	34:31	1:24.7	2	2:05:42	49.8	3	2:48:46	1:23.1
												4	3:32:08	54.9	5	4:15:00	1:45.9	6	5:03:44	1:05.3
												7	5:47:38	50.4	8	6:31:02	1:22.1	9	7:14:10	52.3
						10	8:21:59	3:41.9	11	10:24:47	52.6	12	11:07:28	59.8						
						13	11:50:48	1:35.5	14	12:39:20	50.6	15	13:15:39	1:28.5						
						16	13:59:10	1:20.6	17	14:57:15	49.3	18	15:54:25	1:49.5						
						19	16:37:51	51.5	20	17:39:05	53.5	21	18:21:32	1:39.8						
						22	19:05:53	48.3	23	19:49:24	1:25.4	24	20:33:03	48.6						
						25	21:16:12	49.5	26	21:27:56	2:59.9	27	22:21:07	1:25.1						
						28	23:07:32	1:25.8	29	23:17:06	1:17.7									



24 HEURES DU MANS 2011



24 HEURES DU MANS

ILMC

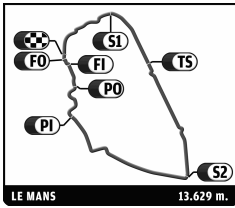
Race

Pit Stop Analysis

Team	Class	Race Time	Laps	Pit Time	Stops	PIT STOPS														
						P. In	Time	P. In	Time	P. In	Time									
42 Strakka Racing	LM P2	11:15:47.171	144	21:30.370	15	1	38:16	56.5	2	2:05:33	1:26.2	3	2:48:46	58.4						
						4	3:35:27	59.5	5	4:22:07	1:34.9	6	5:11:48	59.4						
						7	6:00:37	2:28.6	8	6:18:22	26.1	9	6:49:08	1:00.8						
						10	7:35:55	59.0	11	8:17:30	2:36.3	12	10:03:12	1:25.6						
						13	10:50:37	1:01.1	14	10:55:43	44.7	15	11:15:47	3:52.6						
44 Extreme Limite AM Paris	LM P2	24:04:48.656	247	5:24:37.792	26	1	32:52	1:42.6	2	1:02:40	3:09.4	3	2:20:19	2:47.4						
						4	3:08:02	1:49.1	5	3:54:25	1:02.3	6	4:39:59	2:43.8						
						7	5:27:00	1:10.7	8	6:12:00	55.8	9	6:56:38	3:10.8						
						10	7:46:05	2:46.0	11	9:31:31	5:13.6	12	10:00:28	2:42.9						
						13	10:12:16	40:10.2	14	11:01:02	21:13.4	15	11:52:58	3:01:46.5						
						16	15:21:12	8:27.3	17	16:01:03	17:11.5	18	16:39:14	7:07.7						
						19	17:41:55	3:48.6	20	18:29:57	1:04.3	21	19:15:11	1:47.6						
						22	20:01:47	5:02.2	23	20:52:01	2:11.2	24	21:40:15	2:27.1						
						25	22:29:03	2:11.1	26	23:15:52	53.6									
						48 Team Oreca Matmut	LM P2	15:06:59.096	200	25:26.551	18	1	33:58	52.0	2	1:36:24	1:35.7	3	2:32:24	48.4
4	3:14:45	49.3	5	3:57:07	1:26.1							6	4:36:44	49.6						
7	5:19:19	50.7	8	6:02:03	1:34.1							9	6:46:21	56.0						
10	7:30:20	1:52.4	11	10:00:07	3:01.9							12	10:11:43	3:38.6						
13	10:50:17	1:27.2	14	11:33:40	58.5							15	12:16:34	1:25.5						
16	12:59:44	53.9	17	13:39:12	1:32.7							18	14:38:37	53.1						
49 Oak Racing	LM P2	24:04:08.003	313	1:27:10.689	32	1	34:26	48.1	2	1:39:25	1:51.2	3	2:41:38	1:35.0						
						4	3:01:20	1:30.0	5	3:45:22	50.7	6	4:28:42	1:43.5						
						7	5:12:33	59.4	8	5:55:40	1:48.4	9	6:39:20	1:08.2						
						10	7:22:40	1:43.4	11	9:12:50	3:20.4	12	10:30:16	1:37.6						
						13	11:15:14	1:01.1	14	11:59:24	1:07.1	15	12:43:21	1:55.0						
						16	13:27:41	1:00.2	17	14:25:00	51.9	18	15:07:16	19:11.8						
						19	16:09:38	51.1	20	17:10:23	1:01.8	21	17:53:52	4:39.8						
						22	18:41:26	1:00.9	23	19:25:37	1:49.8	24	19:31:36	10:55.0						
						25	19:46:33	7:10.7	26	19:57:43	1:53.3	27	20:07:29	2:09.8						
						28	20:30:13	1:28.6	29	21:13:30	1:24.0	30	21:50:50	1:43.0						
						31	22:37:56	5:11.2	32	23:26:20	1:47.2									
						50 Larbre Competition	LM GTE Am	24:02:24.244	302	35:53.410	22	1	50:34	1:01.7	2	2:31:04	1:32.6	3	3:27:15	59.2
												4	4:27:11	1:15.1	5	5:27:05	1:34.0	6	6:26:58	1:02.0
7	7:27:38	1:31.1	8	10:03:59	1:33.5							9	11:05:13	1:06.9						
10	12:06:47	1:48.4	11	13:08:14	1:05.6							12	14:00:26	4:53.2						
13	15:13:46	2:35.5	14	16:21:19	1:32.5							15	17:38:27	1:39.5						
16	18:39:46	1:20.1	17	19:40:39	1:43.8							18	20:42:00	2:44.7						
19	21:51:49	1:37.8	20	22:02:52	1:10.7							21	22:34:31	1:09.5						
22	23:34:55	55.0																		
51 AF Corse	LM GTE Pro	24:05:22.386	314	33:23.821	21							1	52:55	3:26.5	2	2:41:48	56.5	3	3:43:39	1:21.9
												4	4:45:34	56.0	5	5:13:42	1:32.1	6	6:15:51	53.1
						7	7:17:23	1:23.7	8	10:08:02	1:26.0	9	11:09:58	56.7						
						10	12:11:52	2:51.0	11	13:15:18	1:18.0	12	14:02:00	3:23.3						
						13	15:31:12	1:36.5	14	16:33:19	55.0	15	17:52:25	1:20.9						
55 BMW Motorsport	LM GTE Pro	21:34:16.710	276	44:39.609	21	1	52:58	3:24.5	2	2:41:54	55.7	3	3:39:21	1:23.1						
						4	3:54:45	4:06.1	5	4:55:28	56.4	6	5:53:09	1:19.5						
						7	6:50:59	56.4	8	8:09:38	5:07.8	9	10:32:26	56.5						
						10	11:30:17	1:21.5	11	12:29:05	56.9	12	12:50:47	1:13.1						
						13	13:13:53	1:08.8	14	14:26:38	54.8	15	15:22:57	3:26.8						
56 BMW Motorsport	LM GTE Pro	24:05:23.885	313	40:42.855	23	1	53:08	3:17.3	2	2:37:53	56.6	3	3:35:20	1:20.2						
						4	4:29:14	58.4	5	5:22:52	1:20.6	6	6:20:56	54.8						
						7	6:58:29	8:50.8	8	9:20:39	3:15.7	9	10:43:39	54.1						
						10	11:19:42	1:21.4	11	12:14:33	53.8	12	13:04:35	1:28.1						
						13	13:58:50	53.6	14	15:05:59	1:37.7	15	16:14:13	2:01.0						
						16	16:50:50	1:48.6	17	17:56:09	55.8	18	18:49:58	1:24.6						
19	19:43:36	1:29.5	20	20:37:41	53.5	21	21:32:47	1:22.9												
22	22:28:47	52.9	23	23:18:30	1:49.9															



24 HEURES DU MANS 2011



24 HEURES DU MANS

ILMC

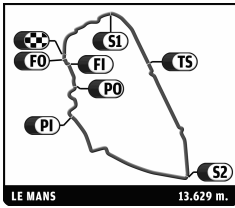
Race

Pit Stop Analysis

Team	Class	Race Time	Laps	Pit Time	Stops	PIT STOPS														
						P. In	Time	P. In	Time	P. In	Time									
57 Krohn Racing	LM GTE Am	10:22:41.569	123	15:22.435	9	1	46:57	1:42.1	2	2:32:30	57.8	3	3:23:13	1:35.8						
						4	4:14:32	1:13.5	5	5:05:33	2:00.6	6	5:58:02	1:09.8						
						7	6:49:46	1:39.8	8	7:41:10	58.8	9	9:49:09	4:03.8						
58 Luxury Racing	LM GTE Pro	15:00:19.266	136	4:02:21.896	13	1	49:20	57.1	2	1:01:00	59:11.3	3	2:10:12	1:36.8						
						4	2:51:07	1:49.1	5	3:54:21	1:31.5	6	4:58:37	1:03.2						
						7	5:51:38	49:57.6	8	6:46:15	23.9	9	6:52:19	49:11.2						
						10	9:39:24	2:18.5	11	10:46:50	1:46.7	12	11:39:26	1:10:09.4						
59 Luxury Racing	LM GTE Pro	14:59:51.860	183	19:47.942	12	1	53:11	3:05.2	2	2:45:54	1:23.0	3	3:48:06	1:04.7						
						4	2:50:14	2:18.6	5	5:53:40	57.7	6	6:56:04	1:23.9						
						7	9:09:21	1:40.7	8	10:50:12	1:15.1	9	11:48:48	58.0						
						10	12:50:54	1:26.0	11	13:53:09	1:27.0	12	14:48:55	2:47.5						
60 Gulf AMR Middle East	LM GTE Am	12:33:55.601	141	1:05:40.466	12	1	53:52	2:49.3	2	2:38:45	1:44.9	3	3:38:13	1:44.6						
						4	4:39:16	1:11.8	5	5:39:52	2:23.7	6	6:42:43	1:23.9						
						7	7:11:16	15:30.1	8	7:31:39	27:50.0	9	8:37:51	3:34.8						
						10	10:46:00	2:13.2	11	11:29:39	3:31.4	12	12:33:55	1:42.1						
61 AF Corse	LM GTE Am	15:22:50.296	188	26:56.228	15	1	49:29	59.8	2	2:34:20	1:34.0	3	3:31:05	3:34.9						
						4	4:29:28	1:34.2	5	5:24:18	1:37.7	6	6:20:44	1:33.5						
						7	7:16:51	1:38.6	8	9:25:38	3:53.1	9	10:48:34	1:35.6						
						10	11:32:31	1:26.0	11	12:28:36	1:39.2	12	12:51:22	1:58.4						
62 CRS Racing	LM GTE Am	6:39:21.429	84	12:01.776	6	1	53:07	3:13.6	2	2:40:29	1:50.9	3	3:37:12	1:37.0						
						4	4:10:02	1:43.0	5	5:11:01	1:13.7	6	6:11:09	2:23.3						
						7	10:04:08	1:55.6	8	11:00:03	-	9	11:51:07	-						
						10	12:53:12	-	11	13:53:54	-	12	15:08:46	-						
63 Proton Competition	LM GTE Am	16:31:19.331	199	31:11.193	13	1	53:53	2:45.6	2	2:42:59	1:59.2	3	3:43:45	1:01.9						
						4	4:43:25	1:56.6	5	5:45:56	1:46.3	6	6:48:54	19:45.8						
						7	10:04:08	1:55.6	8	11:00:03	-	9	11:51:07	-						
						10	12:53:12	-	11	13:53:54	-	12	15:08:46	-						
64 Lotus Jetalliance	LM GTE Pro	12:29:52.650	126	1:37:47.342	9	1	52:58	3:34.8	2	2:37:40	1:57.9	3	3:34:05	21:54.5						
						4	4:57:37	1:22.9	5	6:01:15	59:17.6	6	7:20:02	3:07.0						
						7	7:56:14	3:21.0	8	10:26:49	1:13.3	9	11:32:01	1:57.9						
						10	11:14:30	1:24.0	11	12:16:12	1:54.9	12	13:08:58	12:32.7						
65 Lotus Jetalliance	LM GTE Pro	24:03:05.948	295	1:05:42.441	24	1	56:29	2:31.0	2	2:32:46	1:58.5	3	3:30:09	1:18.3						
						4	4:31:00	2:43.7	5	5:33:40	1:13.0	6	6:33:37	2:05.9						
						7	7:34:54	1:49.5	8	9:23:22	1:49.3	9	10:17:00	1:49.5						
						10	11:14:30	1:24.0	11	12:16:12	1:54.9	12	13:08:58	12:32.7						
						13	14:12:52	2:42.8	14	14:39:34	11:16.3	15	15:03:39	1:11.2						
						16	16:04:39	2:04.8	17	17:08:55	1:31.2	18	18:05:23	3:02.0						
						19	19:03:40	1:21.4	20	19:59:55	2:18.8	21	20:57:19	1:57.6						
						22	21:46:59	1:49.6	23	22:02:25	1:45.1	24	23:01:28	1:30.0						
						66 JMW Motorsport	LM GTE Pro	24:02:42.307	290	2:23:16.880	23	1	53:14	3:03.8	2	2:42:02	1:25.4	3	3:40:51	1:25.2
												4	3:50:45	40.4	5	4:40:35	1:27.1	6	5:44:01	1:01.3
7	6:42:52	1:34.8	8	6:52:46	59.5							9	7:19:07	55:55.0						
10	8:30:13	35:08.7	11	10:27:08	1:25.6							12	11:22:26	55.7						
13	12:21:25	1:29.3	14	13:05:59	10:54.1							15	14:34:00	1:40.0						
16	15:50:21	1:38.2	17	17:14:37	3:01.4							18	18:19:15	1:15.0						
19	19:26:52	3:32.1	20	20:28:49	1:16.7							21	21:28:51	3:19.9						
22	22:30:50	7:47.3	23	23:27:50	2:19.2															
68 Robertson Racing LLC	LM GTE Am	24:05:56.706	285	58:45.292	24	1	46:33	1:21.3	2	2:25:41	1:34.3	3	3:23:17	1:37.7						
						4	4:04:56	1:48.2	5	4:11:59	11:48.7	6	5:12:39	1:35.6						
						7	6:15:13	1:43.6	8	7:07:19	1:15.2	9	8:22:02	3:35.9						
						10	10:29:26	1:17.8	11	11:30:06	1:42.3	12	12:30:16	1:46.0						
						13	13:26:43	1:27.5	14	14:09:28	3:37.1	15	15:13:45	7:37.9						
						16	16:23:42	1:38.5	17	17:38:44	1:43.7	18	18:34:40	1:36.4						
						19	19:26:33	2:10.9	20	20:22:59	1:29.7	21	21:15:18	1:41.5						
						22	21:53:10	1:34.9	23	22:55:43	1:31.1	24	23:36:15	1:28.3						
						70 Larbre Competition	LM GTE Am	24:04:47.759	301	41:16.727	21	1	53:43	3:01.4	2	2:44:14	1:14.0	3	3:48:44	1:46.0
												4	4:54:56	1:37.9	5	5:58:25	1:07.8	6	7:01:43	1:40.5
7	9:15:28	2:14.3	8	10:56:09	1:07.7							9	11:58:21	1:39.6						
10	13:02:57	5:14.4	11	14:16:59	3:27.2							12	15:38:41	1:15.0						
13	16:18:46	2:27.5	14	17:47:08	1:18.9							15	18:32:32	2:23.5						
16	19:36:49	2:10.5	17	20:41:43	2:39.4							18	22:01:42	2:01.9						
19	23:06:08	2:25.2	20	23:39:46	23.0							21	23:49:11	-						



24 HEURES DU MANS 2011



24 HEURES DU MANS

ILMC

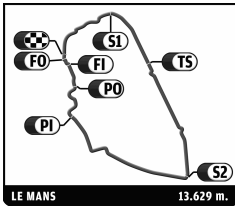
Race

Pit Stop Analysis

Team	Class	Race Time	Laps	Pit Time	Stops	PIT STOPS								
						P. In	Time	P. In	Time	P. In	Time			
71 AF Corse	LM GTE Pro	15:54:45.044	178	1:26:17.133	14	1	49:31	1:33.5	2	2:33:21	1:43.6	3	3:31:01	1:35.6
						4	4:30:51	1:45.8	5	5:30:29	1:28.3	6	6:36:20	1:32.9
						7	7:31:01	1:23.2	8	10:03:01	2:29.6	9	11:10:04	1:21.4
						10	12:16:33	1:48.0	11	13:21:15	1:40.5	12	14:12:42	1:55.9
						13	14:30:25	1:05:58.2	14	15:54:45	-			
73 Corvette Racing	LM GTE Pro	24:02:52.851	314	32:05.396	23	1	41:00	52.6	2	2:29:44	1:20.4	3	3:23:50	54.2
						4	4:17:36	1:16.1	5	5:11:46	54.7	6	5:20:58	1:03.8
						7	6:18:50	1:05.7	8	7:17:00	1:33.9	9	9:25:33	3:54.7
						10	10:46:10	1:06.2	11	11:40:24	1:18.5	12	12:34:40	3:12.7
						13	13:30:52	55.2	14	14:43:00	55.4	15	15:54:00	1:20.6
						16	17:05:13	2:48.4	17	18:04:50	58.5	18	19:02:46	1:19.5
						19	20:00:57	55.6	20	20:59:14	1:19.8	21	21:59:45	1:20.4
						22	22:54:57	59.0	23	23:28:55	38.6			
74 Corvette Racing	LM GTE Pro	16:31:34.740	211	22:32.449	15	1	44:33	51.1	2	2:32:04	1:26.8	3	3:30:15	54.0
						4	4:24:11	1:18.8	5	5:18:11	56.7	6	6:11:58	1:17.8
						7	7:09:53	54.6	8	9:49:07	4:01.8	9	10:50:35	1:17.6
						10	11:45:13	53.2	11	12:31:13	1:15.2	12	13:25:23	53.4
75 Prospeed Competition	LM GTE Pro	24:03:02.576	293	1:56:53.968	23	1	49:24	52.1	2	2:38:02	1:14.9	3	3:36:08	50.4
						4	4:29:52	1:18.0	5	5:28:25	51.0	6	6:26:50	1:21.1
						7	7:25:32	50.8	8	10:12:12	1:22.5	9	11:06:44	1:02.9
						10	12:01:05	1:20.1	11	13:00:00	55.2	12	13:58:32	1:55.6
						13	14:07:32	5:33.6	14	14:49:39	16:27.5	15	16:15:50	1:28.4
						16	17:30:41	50.0	17	18:24:25	1:15.4	18	19:23:03	58.1
						19	19:49:02	11:42.6	20	20:05:14	54:24.6	21	21:54:05	58.0
						22	22:11:38	8:18.4	23	23:16:54	1:01.6			
76 Imsa Performance Matmut	LM GTE Pro	24:04:47.725	311	36:21.930	22	1	53:24	3:00.4	2	2:42:15	1:38.1	3	3:41:29	1:10.7
						4	4:40:21	1:42.1	5	5:39:52	1:08.8	6	5:50:02	1:15.9
						7	6:49:12	1:10.1	8	7:59:05	3:13.5	9	10:34:00	1:16.3
						10	11:25:22	1:33.2	11	12:24:22	1:36.9	12	13:23:58	1:17.3
						13	14:04:54	3:46.9	14	15:29:37	1:42.5	15	16:28:12	1:18.6
						16	17:43:09	1:35.8	17	18:41:49	1:16.3	18	19:40:36	1:43.3
						19	20:43:45	1:41.4	20	21:43:17	1:15.9	21	22:42:37	1:56.9
						22	23:42:43	-						
77 Team Felbermayr-Proton	LM GTE Pro	24:04:41.045	312	45:57.236	22	1	53:12	3:14.4	2	2:42:06	1:01.0	3	3:11:01	3:07.7
						4	4:11:09	1:26.6	5	5:05:40	1:52.6	6	6:04:13	1:25.8
						7	7:02:25	1:26.5	8	9:04:50	8:44.4	9	10:46:33	1:27.7
						10	11:40:59	1:26.0	11	12:39:32	1:41.9	12	13:38:08	1:41.9
						13	14:51:02	2:39.6	14	16:03:47	1:26.9	15	17:22:37	1:28.6
						16	18:20:36	1:29.2	17	19:18:54	1:26.7	18	20:01:00	2:18.5
						19	20:40:13	1:25.6	20	21:39:16	1:31.2	21	22:38:44	2:09.1
22	23:38:36	1:24.3												
79 Jota	LM GTE Pro	5:56:59.061	74	19:20.286	6	1	49:19	1:06.6	2	2:33:59	2:02.1	3	2:57:05	13:32.0
						4	4:05:16	1:04.3	5	5:04:52	1:34.9	6	5:56:59	-
80 Flying Lizard Motorsports	LM GTE Pro	24:03:07.393	310	42:42.135	23	1	16:57	1:04.3	2	2:05:29	1:07.6	3	3:03:37	1:20.6
						4	3:57:54	52.3	5	4:47:49	1:20.6	6	5:46:28	55.2
						7	6:36:44	1:22.0	8	7:35:00	54.7	9	8:48:59	2:16.4
						10	10:31:59	1:41.2	11	11:31:10	1:31.1	12	12:30:17	1:23.6
						13	13:28:58	1:26.2	14	14:41:33	56.2	15	15:53:18	1:25.2
						16	17:02:35	1:32.1	17	17:39:12	13:30.4	18	18:37:59	1:18.5
						19	19:36:38	1:21.7	20	20:35:01	1:20.3	21	21:33:36	1:22.3
						22	22:38:13	1:24.3	23	23:12:48	1:14.1			
81 Flying Lizard Motorsports	LM GTE Am	17:17:12.678	211	26:20.719	17	1	53:54	2:34.9	2	2:38:56	1:24.3	3	3:41:39	1:27.3
						4	4:41:01	58.7	5	5:39:57	1:50.6	6	6:42:09	1:28.5
						7	7:42:00	1:34.2	8	8:30:02	1:56.8	9	10:27:01	1:31.1
						10	11:26:51	1:03.8	11	11:53:07	1:19.0	12	12:07:16	1:05.5
						13	12:58:27	1:38.1	14	13:49:57	1:31.9	15	15:04:10	1:29.9
16	15:47:55	2:05.9	17	16:21:25	1:19.3									



24 HEURES DU MANS 2011



24 HEURES DU MANS

ILMC

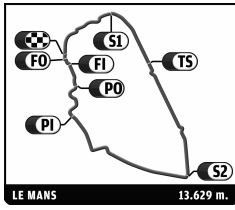
Race

Pit Stop Analysis

Team	Class	Race Time	Laps	Pit Time	Stops	PIT STOPS								
						P. In	Time	P. In	Time	P. In	Time			
83 JMB Racing	LM GTE Am	24:02:52.714	272	1:10:32.269	26	1	0:00	1:36.3	2	58:48	1:07.3	3	2:39:25	2:04.3
						4	3:37:30	1:16.2	5	3:59:46	1:35.2	6	4:58:09	1:09.3
						7	5:55:58	1:46.6	8	6:54:07	1:07.6	9	7:42:56	3:33.3
						10	10:00:13	2:53.7	11	11:01:28	1:40.9	12	11:58:25	1:38.1
						13	12:54:38	1:07.7	14	13:50:33	1:12.2	15	14:48:14	1:39.2
						16	15:57:32	58.1	17	17:07:51	1:40.6	18	18:05:28	1:09.3
						19	19:03:05	1:40.7	20	19:59:09	3:39.5	21	20:57:48	1:16.7
						22	21:23:10	1:19.1	23	21:54:05	1:09.7	24	22:10:32	19:12.5
						25	22:43:24	12:56.9	26	23:05:19	-			
88 Team Felbermayr-Proton	LM GTE Pro	15:33:47.875	169	1:42:08.453	12	1	49:13	1:02.2	2	2:37:54	1:41.3	3	3:17:08	1:18.5
						4	4:16:10	1:10.6	5	5:15:23	1:31.6	6	6:11:04	20:26.6
						7	7:31:46	2:07.4	8	10:22:29	11:26.7	9	11:34:09	1:05.1
						10	12:18:41	57:32.7	11	13:33:26	1:20.0	12	14:46:07	1:25.0
89 Hankook-Team Farnbacher	LM GTE Pro	13:21:07.058	137	2:25:38.437	10	1	53:16	3:03.2	2	2:46:02	2:21.2	3	3:25:30	1:43.5
						4	4:28:56	1:32.9	5	5:31:44	59.3	6	6:16:00	55:10.2
						7	9:44:40	8:31.0	8	10:55:08	1:10:46.1	9	13:03:08	1:30.6
						10	13:21:07	-						



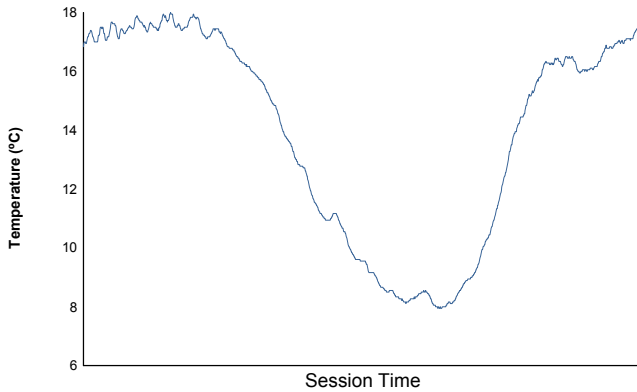
24 HEURES DU MANS 2011



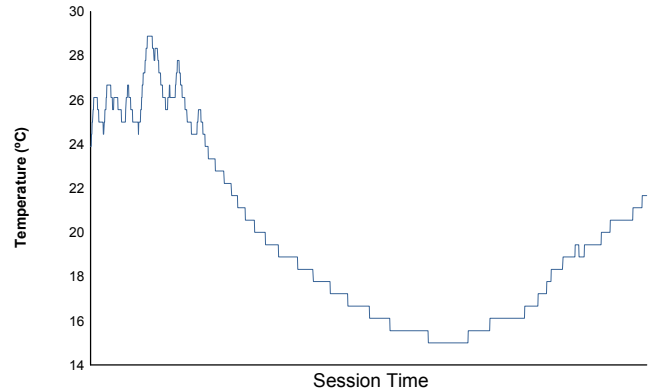
Computerised results and timing service

ILMC 24 HEURES DU MANS Race Weather Report

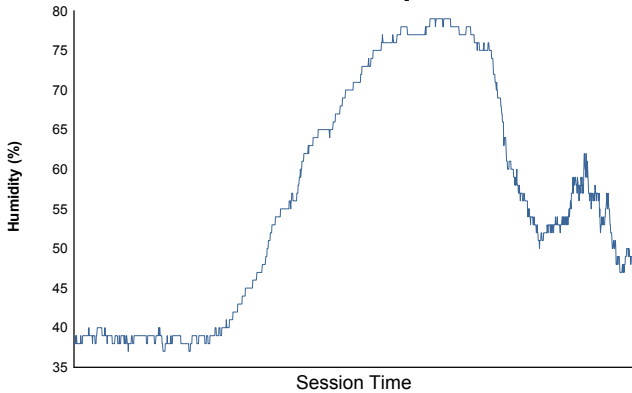
Air Temperature



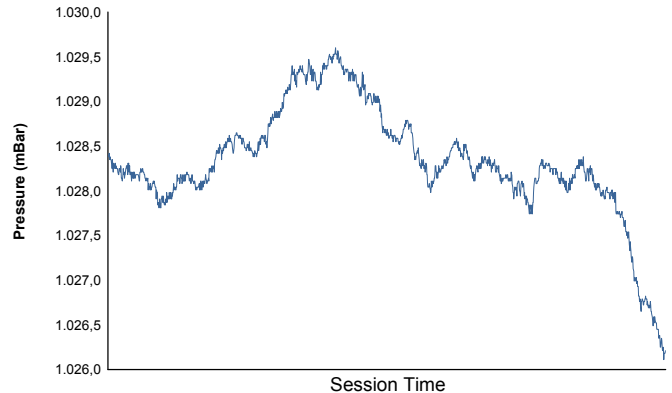
Track Temperature



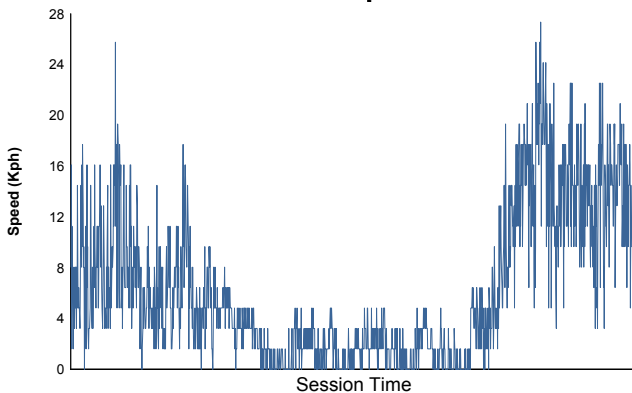
Humidity



Pressure

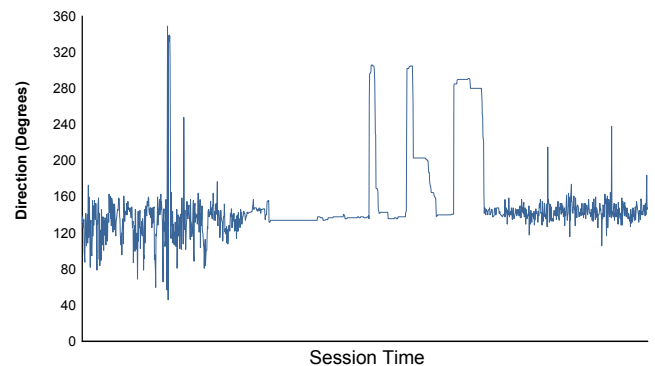


Wind Speed



Wind direction

North = 0°/360° Est = 90° South = 180° West = 270°



Track Status:

DRY